# Pixel Drawing Sheets for Stitch Patterns

Design cross stitch, needlepoint, C2C crochet and knitting charts on paper.

### 1 One square is one stitch.

Fill each square with one color: colored pencil or marker works best. Leave background squares blank or color them too.

### 2 Keep it simple.

Big shapes and 4 to 12 colors stitch up best. A dark outline helps small motifs read from across the room.

### 3 Write down your colors.

Use the legend under each grid: a swatch, the thread number if you know it, and a name.

### 4 Turn it into a pattern.

Photograph the whole sheet from straight above in good light, with all four black corner squares in the picture. The corners let the computer straighten the photo and read every square.

### 5 Knitting?

Use the knitting graph: its squares are wider than tall, like real knit stitches, so the finished piece keeps the shape you drew.

Print at 100% (actual size) so the squares stay square.

Original designs only, please: no characters or logos you don't own.

# Mini motif · 32 × 32

Good for ornaments, bookmarks and beginner minis.

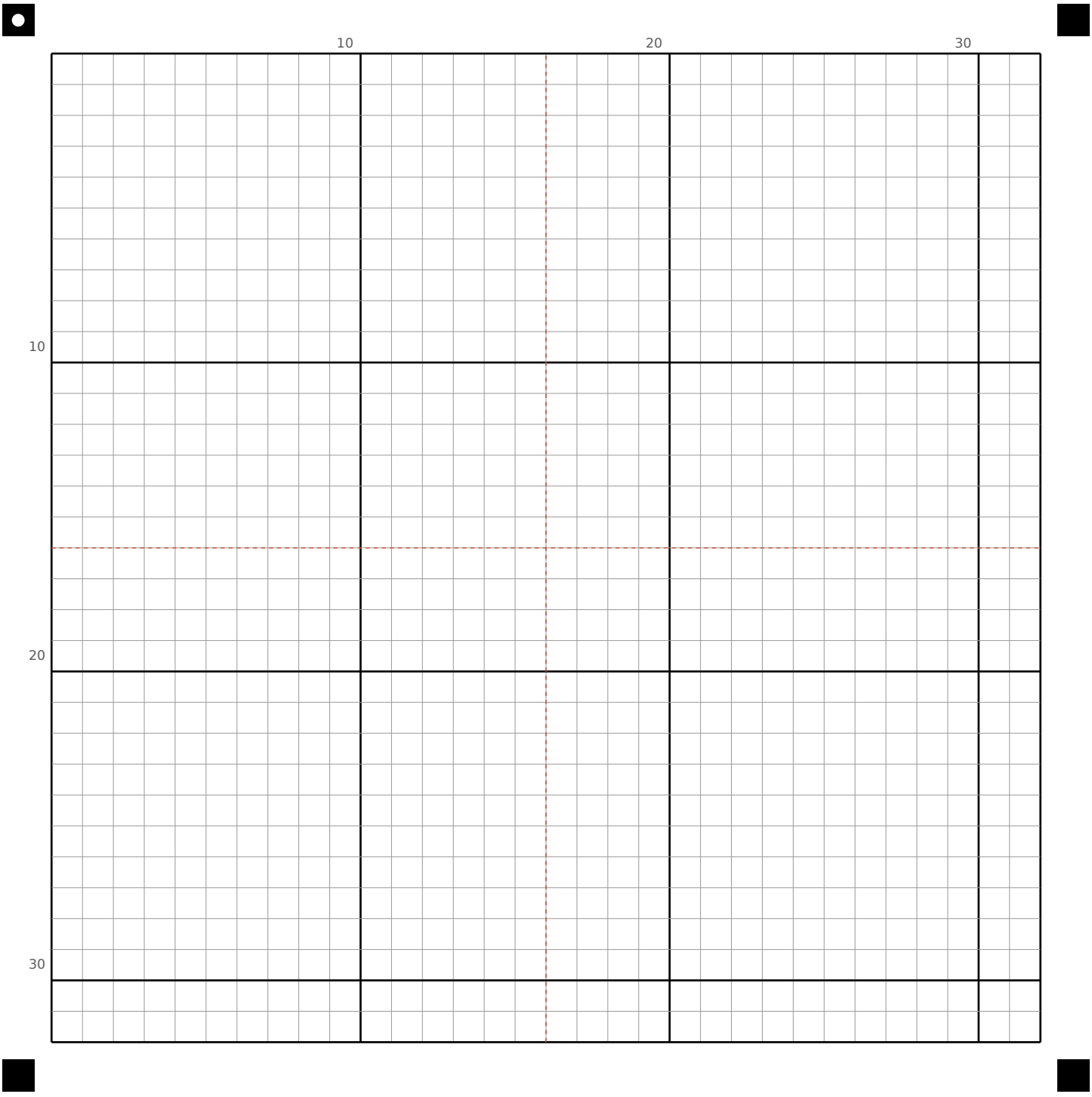


**Colors (swatch · thread number · name)**

| | | | | | | | | |
|---|---|---|---|---|---|---|---|---|
| ☐ | _____ | _____ | ☐ | _____ | _____ | ☐ | _____ | _____ |
| ☐ | _____ | _____ | ☐ | _____ | _____ | ☐ | _____ | _____ |
| ☐ | _____ | _____ | ☐ | _____ | _____ | ☐ | _____ | _____ |
| ☐ | _____ | _____ | ☐ | _____ | _____ | ☐ | _____ | _____ |

# Medium · 48 × 48

About 3.4 in square on 14-count Aida.

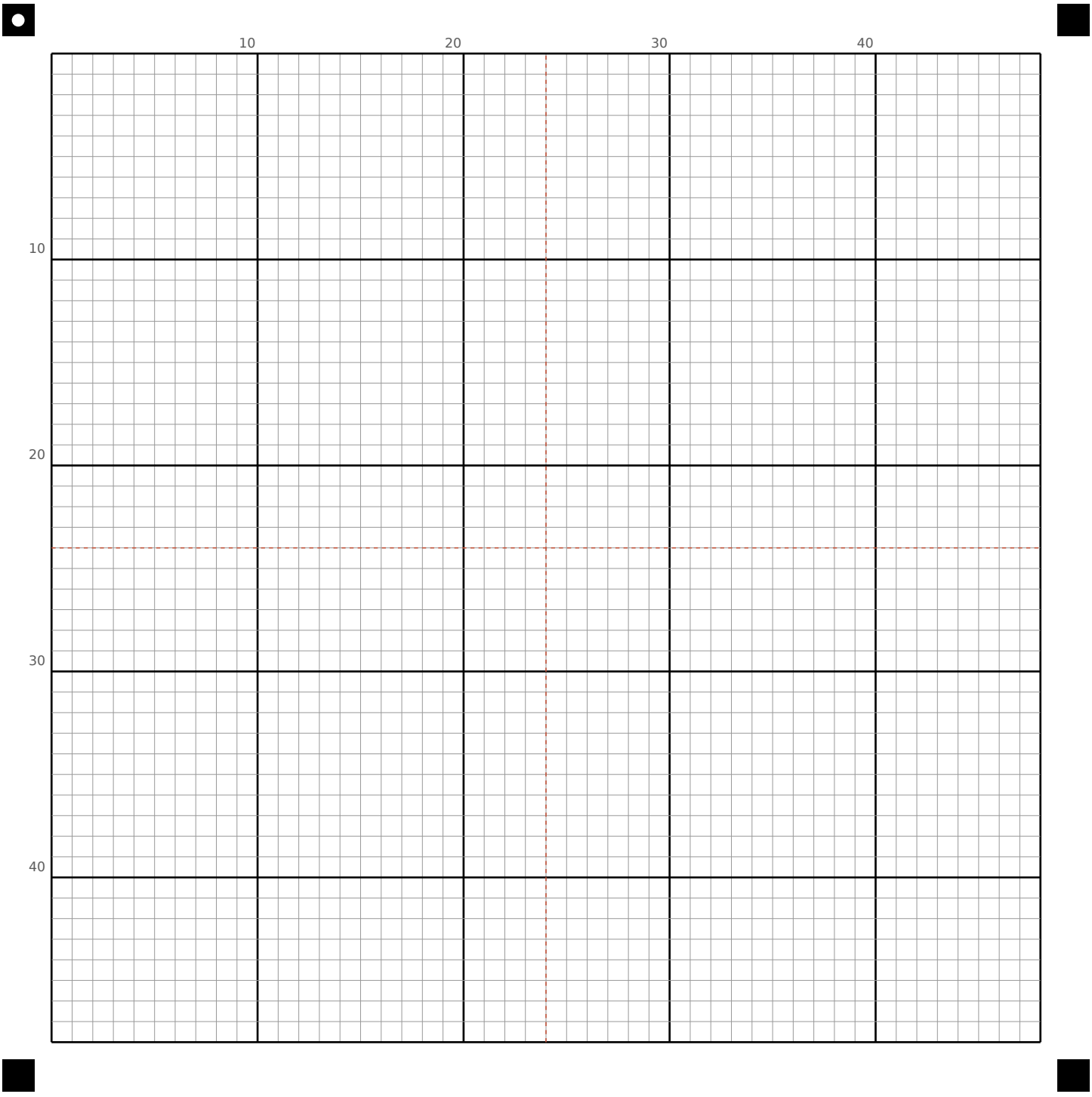


**Colors (swatch · thread number · name)**

| | | | | | | | | | | | |
|---|---|---|---|---|---|---|---|---|---|---|---|
| ☐ | | | ☐ | | | ☐ | | | ☐ | | |
| ☐ | | | ☐ | | | ☐ | | | ☐ | | |
| ☐ | | | ☐ | | | ☐ | | | ☐ | | |
| ☐ | | | ☐ | | | ☐ | | | ☐ | | |

# Large · 64 × 64

About 4.6 in square on 14-count Aida.

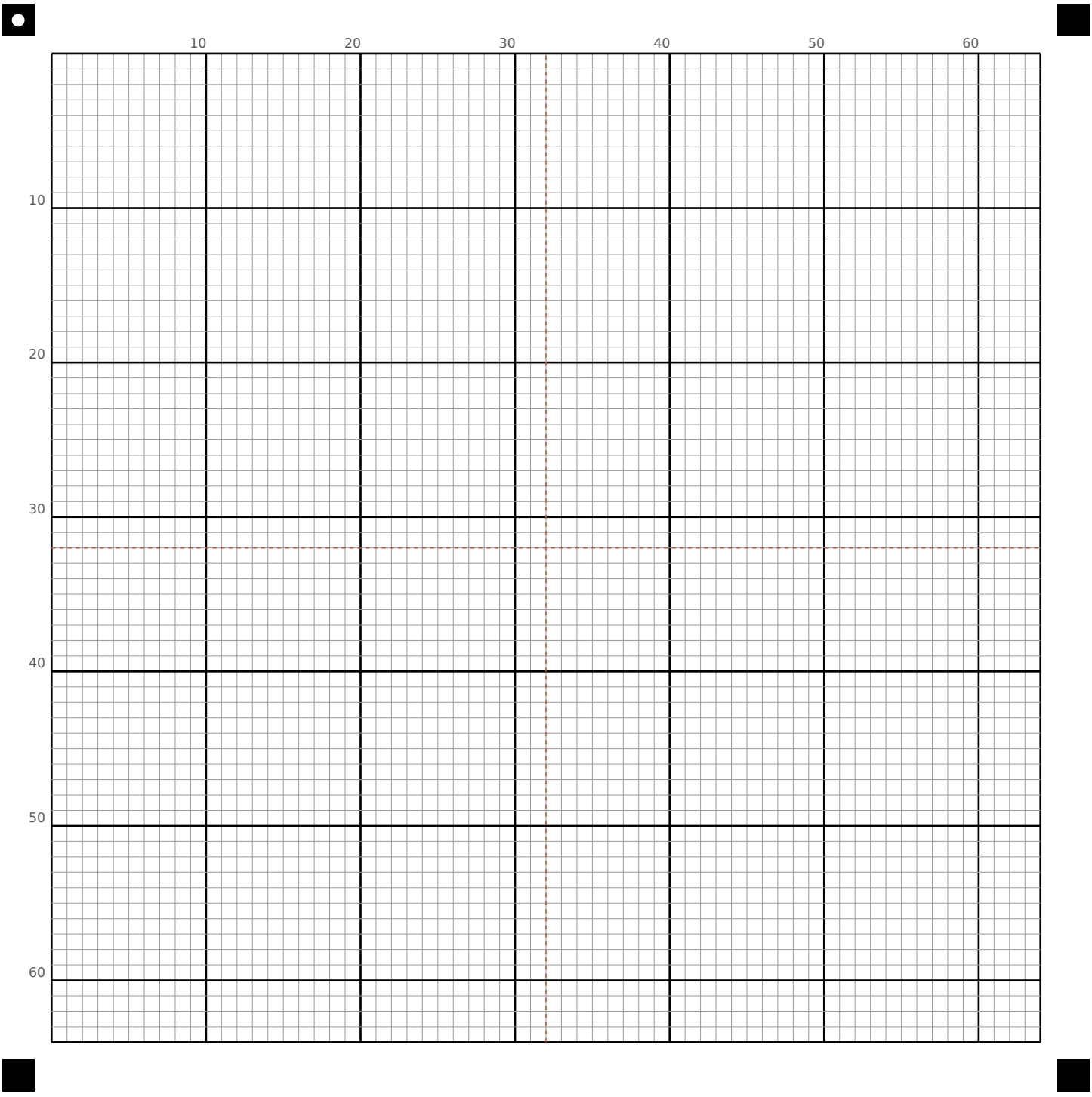


**Colors (swatch · thread number · name)**

| | | | | | | | | |
|---|---|---|---|---|---|---|---|---|
| ☐ | | | ☐ | | | ☐ | | |
| ☐ | | | ☐ | | | ☐ | | |
| ☐ | | | ☐ | | | ☐ | | |
| ☐ | | | ☐ | | | ☐ | | |

# Knitting graph · 40 stitches × 50 rows

Squares are stitch-shaped (wider than tall), so your drawing knits up the shape you see.

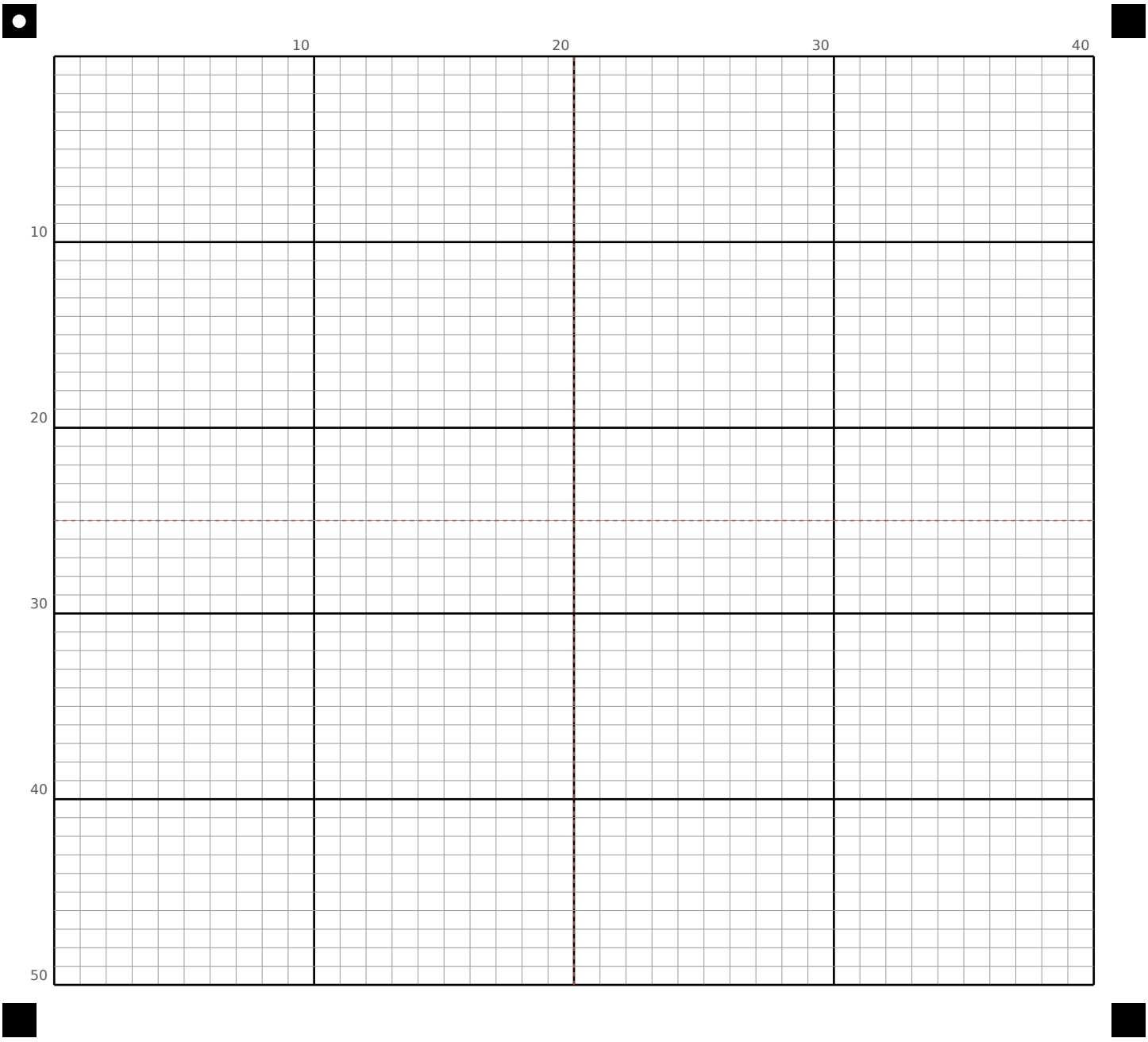


**Colors (swatch · thread number · name)**

| | | | | | | | | |
|---|---|---|---|---|---|---|---|---|
| ☐ | _____ | _____ | ☐ | _____ | _____ | ☐ | _____ | _____ |
| ☐ | _____ | _____ | ☐ | _____ | _____ | ☐ | _____ | _____ |
| ☐ | _____ | _____ | ☐ | _____ | _____ | ☐ | _____ | _____ |
| ☐ | _____ | _____ | ☐ | _____ | _____ | ☐ | _____ | _____ |